









HEAVY WEIGHTS

Thick Gauge Engravable Sheet Plastic



The Heavy Weights are a high density polyethylene. They are perfect for exterior signage and will be ideal for marina and other outdoor applications.

COLOUR		3 PLY	
SURFACE	CORE	1/4"	1/2"
White	Black 	853HW-204	873HW-204
White	Blue 	853HW-205	873HW-205
Red	White 	853HW-602	873HW-602
Blue	White 	853HW-512	873HW-512
Black	White 	853HW-402	873HW-402
Brown	White 		873HW-802
Tan	Green 	853HW-797	873HW-797
Green	White 		873HW-902

Finish: Textured


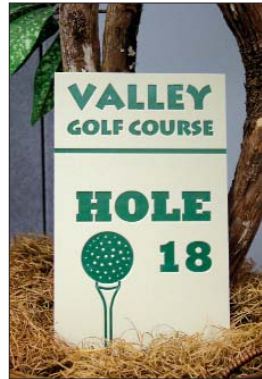
Sheet Size: 24" x 48"

Cutter: Router, Rotating Carbide

Usage: Interior & Exterior Signage
Personal Identification

Cutter Depth: .030" = 1/4"
.060" = 1/2"

Fabrication: Typical woodworking tools, Saw, Drill
Carbide tips
Router bits, UV stable



General Legend for Textures and Heavy Weights® Materials

