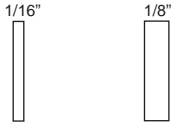


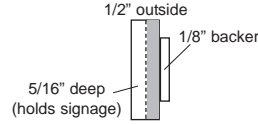
CES Architectural Aluminum Holders

- Anodized finishes: Bright Rose Gold (714), Bright Yellow Gold (704), Bright Silver (344), Bronze (872), Matte Black (402), Satin Rose Gold (754), Satin Yellow Gold (734), and Satin Silver (354).
- Available in square corners or standard 3/8" radius corner. Additional radius sizes are: 1/2", 9/16", 13/16" which are recommended for larger signs. Specify radius required.
- Architectural sign frames are custom fabricated from 1/16" or 1/8" wall thickness to your custom size requirements. Provide sketch/layout for quotation.
- Dividers can be added to make mini or large directories. Maximum frame length is 36".
- Frames can also be made into unique custom shape.
- Magnetic backing can be applied allowing for quick changeable signs and for easy removal of signage.
- Non-stock holders. Allow 3-4 week delivery. Not returnable.

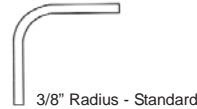
FRONT VIEW WALL THICKNESS



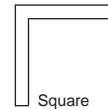
SIDE VIEW



ROUND CORNERS




SQUARE CORNERS



ARCHITECTURAL WALL HOLDER

SQUARE CORNERS



ROUND CORNERS (3/8")




COLOUR	SQUARE		3/8" RADIUS	
	1/16"	1/8"	1/16"	1/8"
Satin Rose Gold	9240-754	9540-754	9340-754	9640-754
Satin Silver	9240-354	9540-354	9340-354	9640-354
Matte Black	9240-402	9540-402	9340-402	9640-402

- SPECIFY: Colour, style, inside dimensions. (For colours see top of page)
- Advise if magnetic backing required.
- Advise Holder size, section size, location of divider, vertical or horizontal if required.
- 1/8" frame thickness is recommended for larger sign holders.
- See "Euro Holders" if removable sides are required. (Page HOL-15)

CUSTOM WALL HOLDER WITH DIVIDERS

DIRECTORY



COLOUR	SQUARE		3/8" RADIUS	
	1/16"	1/8"	1/16"	1/8"
Satin Rose Gold	9240D-754	9540D-754	9340D-754	9640D-754
Satin Silver	9240D-354	9540D-354	9340D-354	9640D-354
Matte Black	9240D-402	9540D-402	9340D-402	9640D-402

- Advise Holder size, section size, location of divider, vertical or horizontal if required.
- See "Euro Holders" if removable sides are required. (Page HOL-15)


CUSTOM SHAPES



COLOUR	PART NO.	WALL	DESCRIPTION
Satin Silver	9300-354	1/16"	Provide layout of shape with dimensions.
	9600-354	1/8"	
Matte Black	9300-402	1/16"	
	9600-402	1/8"	
Satin Yellow Gold	9300-734	1/16"	
	9600-734	1/8"	

- SPECIFY: Colour, shape, wall thickness, inside dimensions. (For colours see top of page)
- Advise if magnetic backing is required.
- 1/8" frame thickness is recommended for larger sign holders.

ARCHITECTURAL DESK HOLDER



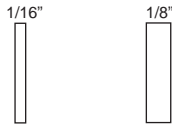
COLOUR	SQUARE		3/8" RADIUS	
	1/16"	1/8"	1/16"	1/8"
Satin Rose Gold	9211-754	9511-754	9311-754	9611-754
Satin Silver	9211-354	9511-354	9311-354	9611-354
Matte Black	9211-402	9511-402	9311-402	9611-402

- SPECIFY: Colour, style, inside dimensions. (For colours see top of page)
- Maximum sign height - 4"
- Advise if magnetic backing required for easy removal of signage.
- 1/8" frame thickness is recommended for larger sign holders.

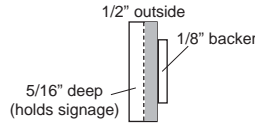
Architectural Aluminum Holders

- Anodized finishes: Bright Rose Gold (714), Bright Yellow Gold (704), Bright Silver (344), Bronze (872), Matte Black (402), Satin Rose Gold (754), Satin Yellow Gold (734), and Satin Silver (354).
- Available in square corners or standard 3/8" radius corner. Additional radius sizes are: 1/2", 9/16", 13/16" which are recommended for larger signs. Specify radius required.
- Architectural sign frames are custom fabricated from 1/16" or 1/8" wall thickness to your custom size requirements. Provide sketch/layout for quotation.
- Dividers can be added to make mini or large directories. Maximum frame length is 36".
- Frames can also be made into unique custom shape.
- Magnetic backing can be applied allowing for quick changeable signs and for easy removal of signage.
- Non-stock holders. Allow 3-4 week delivery. Not returnable.

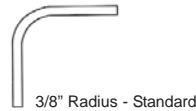
FRONT VIEW WALL THICKNESS



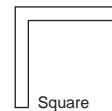
SIDE VIEW



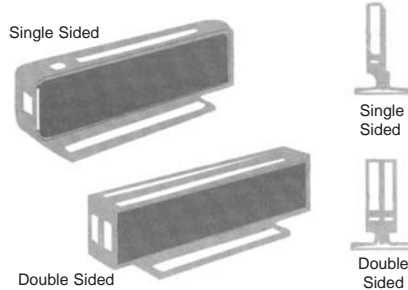
ROUND CORNERS



SQUARE CORNERS



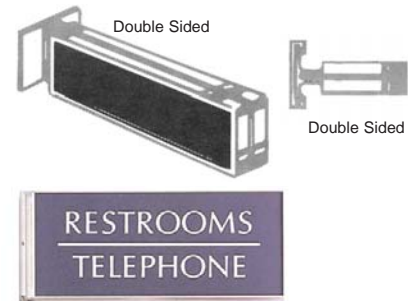
ARCHITECTURAL COUNTER SIGN



COLOUR	SQUARE				3/8" RADIUS			
	SINGLE		DOUBLE		SINGLE		DOUBLE	
	1/16"	1/8"	1/16"	1/8"	1/16"	1/8"	1/16"	1/8"
Satin Rose Gold	9221-754	9521-754	9222-754	9522-754	9321-754	9621-754	9322-754	9622-754
Satin Silver	9221-354	9521-354	9222-354	9522-354	9321-354	9621-354	9322-354	9622-354
Matte Black	9221-402	9521-402	9222-402	9522-402	9321-402	9621-402	9322-402	9622-402

- SPECIFY: Colour, style, inside dimensions, corner size (For colours see top of page)
- Maximum sign height - 10"
- Advise if magnetic backing required.
- Advise Holder size, section size, location of divider, vertical or horizontal if required.
- 1/8" frame thickness is recommended for larger sign holders.

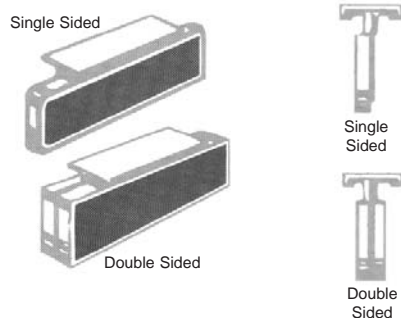
ARCHITECTURAL CORRIDOR BRACKET



COLOUR	SQUARE				3/8" RADIUS			
	SINGLE		DOUBLE		SINGLE		DOUBLE	
	1/16"	1/8"	1/16"	1/8"	1/16"	1/8"	1/16"	1/8"
Satin Rose Gold	9261-754	9561-754	9262-754	9562-754	9361-754	9661-754	9362-754	9662-754
Satin Silver	9261-354	9561-354	9262-354	9562-354	9361-354	9661-354	9362-354	9662-354
Matte Black	9261-402	9561-402	9262-402	9562-402	9361-402	9661-402	9362-402	9662-402

- SPECIFY: Colour, style, inside dimensions, corner size (For colours see top of page)
- Mounting plate for brackets conceals mounting screws.
- Advise if magnetic backing required.
- Advise Holder size, section size, location of divider, vertical or horizontal if required.
- 1/8" frame thickness is recommended for larger sign holders.

ARCHITECTURAL CEILING BRACKET



COLOUR	SQUARE				3/8" RADIUS			
	SINGLE		DOUBLE		SINGLE		DOUBLE	
	1/16"	1/8"	1/16"	1/8"	1/16"	1/8"	1/16"	1/8"
Satin Rose Gold	9271-754	9571-754	9272-754	9572-754	9371-754	9671-754	9372-754	9672-754
Satin Silver	9271-354	9571-354	9272-354	9572-354	9371-354	9671-354	9372-354	9672-354
Matte Black	9271-402	9571-402	9272-402	9572-402	9371-402	9671-402	9372-402	9672-402

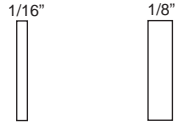
- SPECIFY: Colour, style, inside dimensions, corner size (For additional colours see top of page)
- Mounting plate for brackets conceals mounting screws.
- Advise if magnetic backing required.
- Advise Holder size, section size, location of divider, vertical or horizontal if required.
- 1/8" frame thickness is recommended for larger sign holders.



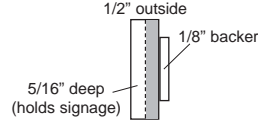
Anodized Aluminum Holders

- Anodized finishes: Bright Rose Gold (714), Bright Yellow Gold (704), Bright Silver (344), Bronze (872), Matte Black (402), Satin Rose Gold (754), Satin Yellow Gold (734), and Satin Silver (354).
- Available in square corners or standard 3/8" radius corner.
- Architectural sign frames are custom fabricated from 1/16" or 1/8" wall thickness made to your custom size requirements. Maximum size is 36".
- Magnetic backing can be applied allowing changeable signs and for easy removal of names.
- Non-stock holders. Allow 3-4 week delivery. Not returnable.

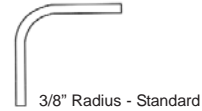
FRONT VIEW WALL THICKNESS



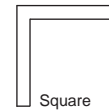
SIDE VIEW



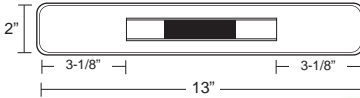
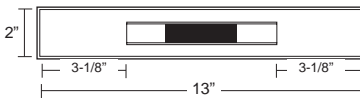
ROUND CORNERS



SQUARE CORNERS



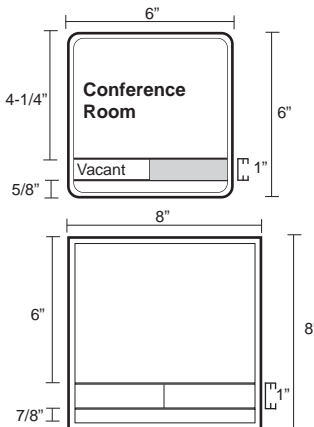
ARCHITECTURAL SLIDERS



COLOUR	FRAME SIZE	WALL	SQUARE	3/8" RADIUS
Bright Silver	2" x 13" inside dimensions	1/16"	9244-23-344	9344-23-344
Satin Silver			9244-23-354	9344-23-354
Matte Black			9244-23-402	9344-23-402
Bright Yellow Gold			9244-23-704	9344-23-704
Bright Rose Gold			9244-23-714	9344-23-714
Satin Yellow Gold			9244-23-734	9344-23-734
Satin Rose Gold			9244-23-754	9344-23-754

- Cut plates are not included with frames.
- Message plates are: approximately 3-1/8" long (each end); Sliding plates are: 10" long (covers message plate).
- Sliding plate moves left to right uncovering appropriate message.
- Special order - 1/8" Styles: #9544-23 (Square) #9644-23 (3/8" Radius)

MESSAGE FRAMES

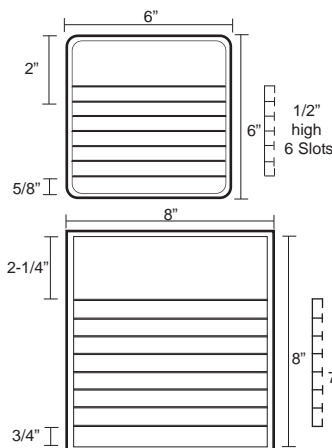


6" x 6"	WALL	PART NO.
Square	1/16"	9241-66
	1/8"	9541-66
Radius	1/16"	9341-66
	1/8"	9641-66

8" x 8"	WALL	PART NO.
Square	1/16"	9241-88
	1/8"	9541-88
Radius	1/16"	9341-88
	1/8"	9641-88

- Specify colour and size. For colours see top of page (ie. Black - #9341-66-402)
- 2 standard sizes available 6" x 6" or 8" x 8".
- Both frames contain 1" high 2-slot slider. Both slots hold 1/16" material.
- Plates are **not** included with frames.
- Custom sizes are available by quotation. Maximum size is 36".

MINI-DIRECTORIES



6" x 6"	WALL	PART NO.
Square	1/16"	9242-66
	1/8"	9542-66
Radius	1/16"	9342-66
	1/8"	9642-66

8" x 8"	WALL	PART NO.
Square	1/16"	9243-88
	1/8"	9543-88
Radius	1/16"	9343-88
	1/8"	9643-88

- Specify colour and size. For colours see top of page. (ie. Bright Silver - 9242-66-344)
- The multiple slots are:
1/2" high - has 6 slots
5/8" high - has 7 slots
- Plates are **not** included with frames.
- Custom sizes are available by quotation. Maximum size is 36".
- See "Euro Sign" holders if removable side style is required. (Page HOL-15) 1 piece holder. Both hold 1/16" material.