




















The original line of laminates designed with a soft satin brushed finish and a durable acrylic cap sheet, (ABS core). For the interior designer and perfect for name badges, nameplates and personal identification.

COLOUR		2 PLY			3 PLY	
SURFACE	CORE	1/32	1/16	3/32	1/16	1/8
White <input checked="" type="checkbox"/>	Black 	112-204	122-204	132-204	123-204	143-204
Polar White <input checked="" type="checkbox"/>	Black 		122-234			
White <input checked="" type="checkbox"/>	Blue 		122-205	132-205		143-205
White <input checked="" type="checkbox"/>	Red 		122-206	132-206		143-206
White	Dark Brown 		122-208			
White	Bright Green 		122-209			
White	Orange 		122-216			
White	Pine Green 		122-269			
Ivory	Dark Brown 		122-228			
Grey	White 		122-302			
Grey <input checked="" type="checkbox"/>	Black 		122-304			
Metallic Grey	White 		122-312			
Battleship Grey	White 		122-362			
Black	Trans. White 		122-401			
Black	White 	112-402	122-402	132-402	123-402	143-402
Black	Bright White 		122-412			
Black	Red 		122-406			
Black	Yellow 		122-407			
Black	Gold 		122-417			
Black	Silver 		122-423			
Blue <input checked="" type="checkbox"/>	White 	112-512	122-512	132-512	123-512	143-512
Blue	Yellow 		122-517			
Quebec Blue	White 		122-522			
Air Force Blue	White 		122-532			
Blue	Silver 		122-533			
Metallic Blue	White 		122-542			
Navy Blue	White 		122-552			
Purple <input checked="" type="checkbox"/>	White 		122-582			

<b>Finish:</b> Brushed	<b>Cutter Depth:</b> .012"
<b>Sheet:</b> 24" x 48-3/4"	<b>Fabrication:</b> Shears, Scores
<b>Sizes:</b> 24" x 24" 12" x 24"	Saws Drills, Bevels Heat Bendable
<b>Cutter:</b> Rotating Carbide	<b>Features:</b> Bonds
<b>Usage:</b> Interior Signage Personal Identification	Hot Stamps Screen Prints

- Thicknesses/colours not listed are available by special order and not returnable.
- Colours are for illustration purposes only. Actual colours and dye lots may vary.
- Custom cut plates and disks are available.



COLOUR		2 PLY			3 PLY	
SURFACE	CORE	1/32	1/16	3/32	1/16	1/8
Red <input checked="" type="checkbox"/>	White 	112-602	122-602	132-602	123-602	143-602
Red	Black 		122-604			
Red	Yellow 		122-607			
Orange	White 		122-612			
Orange	Black 		122-614			
Burgundy <input checked="" type="checkbox"/>	White 		122-622			
Yellow <input checked="" type="checkbox"/>	Black 	112-704	122-704	132-704	123-704	143-704
Yellow	Blue 		122-705			
Yellow	Red 		122-706			
Medium Brown	White 		122-822			143-822
Beige	White 		122-832			
Beige	Dark Brown 		122-838			
Dark Brown	White 		122-842			143-842
Almond	Black 		122-854			
Green	White 		122-902			
Pine Green <input checked="" type="checkbox"/>	White 		122-912	132-912		143-912
Bright Green <input checked="" type="checkbox"/>	White 		122-932			143-932
Aqua	White 		122-942			
Aqua	Black 		122-944			

**General Legend for Satin Materials**

-  ROTARY ENGRAVABLE  
  INDOOR USE  
  FRONT ENGRAVABLE  
  = Value Satins (1/16 only)

The Mattes are the most popular microsurfaced ABS product in a non-glare matte finish. Perfect for fine, detailed engraving because of its ultra-thin microsurface. The industry standard and our best value! Over two dozen of the most popular colours offered in the world.

COLOUR		2 PLY		3 PLY	
SURFACE	CORE	1/32	1/16	1/16	1/8
White <input checked="" type="checkbox"/>	Black <input type="checkbox"/>	212-204	222-204	223-204	243-204
White <input checked="" type="checkbox"/>	Blue <input type="checkbox"/>		222-205		
White <input checked="" type="checkbox"/>	Red <input type="checkbox"/>		222-206		
White <input checked="" type="checkbox"/>	Bright Green <input type="checkbox"/>		222-209		
White	Burgundy <input type="checkbox"/>		222-226		
White	Pine Green <input type="checkbox"/>		222-269		
Ivory <input checked="" type="checkbox"/>	Dark Brown <input type="checkbox"/>		222-228		
Grey <input checked="" type="checkbox"/>	White <input type="checkbox"/>		222-312		
Light Grey	White <input type="checkbox"/>		222-322		
Light Grey	Black <input type="checkbox"/>		222-324		
Light Grey <input checked="" type="checkbox"/>	Marine Blue <input type="checkbox"/>		222-325		
Light Grey <input checked="" type="checkbox"/>	Burgundy <input type="checkbox"/>		222-326		
China Blue	White <input type="checkbox"/>		222-382		
Black <input checked="" type="checkbox"/>	White <input type="checkbox"/>		222-402	223-402	243-402
Black <input checked="" type="checkbox"/>	Bright White <input type="checkbox"/>		222-412		
Sapphire <input checked="" type="checkbox"/>	White <input type="checkbox"/>		222-502		
Blue <input checked="" type="checkbox"/>	White <input type="checkbox"/>	212-512	222-512		
Navy Blue <input checked="" type="checkbox"/>	White <input type="checkbox"/>		222-552		
Light Blue	White <input type="checkbox"/>		222-562		
Purple Haze	White <input type="checkbox"/>		222-582		
Red <input checked="" type="checkbox"/>	White <input type="checkbox"/>	212-602	222-602		243-602
Orange <input checked="" type="checkbox"/>	White <input type="checkbox"/>		222-612		
Burgundy <input checked="" type="checkbox"/>	White <input type="checkbox"/>		222-622		
Yellow <input checked="" type="checkbox"/>	Black <input type="checkbox"/>		222-744		243-744
Medium Brown <input checked="" type="checkbox"/>	White <input type="checkbox"/>		222-822		243-822
Dark Brown <input checked="" type="checkbox"/>	White <input type="checkbox"/>		222-842		243-842
Almond <input checked="" type="checkbox"/>	Black <input type="checkbox"/>		222-854		
Pine Green <input checked="" type="checkbox"/>	White <input type="checkbox"/>		222-912		
Bright Green <input checked="" type="checkbox"/>	White <input type="checkbox"/>		222-932		
Celadon Green	White <input type="checkbox"/>		222-972		

<b>Finish:</b> Matte Non-Glare	<b>Cutter Depth:</b> .003"
<b>Sheet</b> 24" x 49"	<b>Fabrication:</b> Shears & Scores
<b>Sizes:</b> 24" x 24"	Saws & Bonds,
12" x 24"	Drills, Bevels
	Heat Bendable
<b>Cutter:</b> Rotating Carbide	<b>Features:</b> Hot Stamps
<b>Usage:</b> Interior Signage	Screen Prints
Personal Identification	Permits Fine
	Detail Engraving

- Thicknesses/colours not listed are available by special order and not returnable.
- Colours are for illustration purposes only. Actual colours and dye lots may vary.
- Custom cut plates and disks are available.



### General Legend for Mattes and Silks Materials:



# Silks








The intermediate laminated ABS line designed to provide the perfect surface for hot stamping and screen printing. The durable cap still provides adequate thickness to allow for detail engraving, yet will not show any edge cracking when die cut.

<b>Finish:</b> Matte Non-Glare	<b>Cutter Depth:</b> .007"
<b>Sheet:</b> 24" x 48-3/4"	<b>Fabrication:</b> Shears, Drills
<b>Sizes:</b> 24" x 24"	Saws & Bevels,
12" x 24"	Heat Bendable
<b>Cutter:</b> Rotating Carbide	<b>Features:</b> Hot Stamps
<b>Usage:</b> Interior Signage	Screen Prints
Personal Identification	Permits Fine
	Detail Engraving

- Colours are for illustration purposes only. Actual colours and dye lots may vary.
- Custom cut plates and disks are available.

## General Legend for Mattes and Silks Materials:



COLOUR		2 PLY
SURFACE	CORE	1/16
White	Black 	022-204
White	Blue 	022-205
White	Red 	022-206
Black	White 	022-402
Blue	White 	022-512
Red	White 	022-602
Pine Green	White 	022-912






# Ultra-Mattes (Front)



A special non-glare finish makes the Ultra-Mattes the first choice of architects. The fingerprint resistant finish is easy to read and pleasing to the eye. With its outdoor durability and UV stability, you'll have the number one product for interior and exterior signage.

# Lacquers (Front)

The Lacquers give a richly polished look that shows the underlying colours to their best effect. Perfect for indoor or outdoor use. Strong and durable with UV protection for long life.













COLOUR		ULTRA-MATTES MATTE		LACQUERS GLOSS	
		2 PLY	3 PLY	2 PLY	3 PLY
SURFACE	CORE	1/16	1/8	1/16	1/8
White	Black 	322-204	343-204	422-204	443-204
White	Blue 	322-205		422-205	
White	Red 	322-206		422-206	443-206
White	Gold 	322-217			
Ivory	Dark Brown 	322-228		422-228*	443-228
Sea Grey	White 	322-312		422-312*	
China Blue	White 	322-382		422-382*	
Vintage Silver	Black 	322-384		422-384	
Black	White 	322-402	343-402	422-402	443-402
Black	Gold 	322-417		422-417	
Black	Silver 	322-423		422-423*	
Blue	White 	322-512	343-512	422-512	443-512
Blueberry	Gold 	322-527			
Blueberry	White 	322-542		422-542	
Sapphire	White 	322-562		422-562	
Ocean Blue	White 	322-592			
Red	White 	322-602	343-602	422-602	443-602
Ruby	White 	322-632		422-632	
Dusty Rose	White 	322-662		422-662*	
Yellow	Black 	322-704	343-704	422-704	443-704
Safety Yellow	Black 	322-794		422-794	
Vintage Gold	Black 	322-774		422-774	

<b>Finish:</b>	Matte (Ultra-Matte) Glossy (Lacquers)	<b>Cutter Depth:</b>	.012"
<b>Sheet Sizes:</b>	24" x 48-3/4" 24" x 24" 12" x 24"	<b>Fabrication:</b>	Saws Drills, Bevels Heat Bendable
<b>Cutter:</b>	Rotating Carbide	<b>Features:</b>	Bonds, Braille Hot Stamps Screen Prints UV Stable
<b>Usage:</b>	Interior & Exterior I.D. Tags, ADA Compliant		

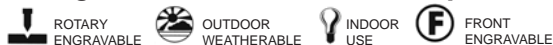
- Colours are for illustration purposes only. Actual colours and dye lots may vary.
- Custom cut plates and disks are available.

\* Call for availability.



COLOUR		ULTRA-MATTES MATTE		LACQUERS GLOSS	
		2 PLY	3 PLY	2 PLY	3 PLY
SURFACE	CORE	1/16	1/8	1/16	1/8
Taupe	White 	322-802			
Parchment	White 	322-814		422-814	
Beige	White 	322-832		422-832*	
Beige	Dark Brown 	322-838			
Dark Brown	White 	322-842	343-842	422-842	443-842
Black Forest Green	White 	322-902		422-902	
Bright Green	White 	322-932	343-932	422-932	443-932
Teal	White 	322-962		422-962	
Celadon Green	White 	322-972		422-972	
Celadon Green	Black 	322-974		422-974*	
Hunter Green	White 	322-992		422-992*	
Hunter Green	Gold 	322-997		422-997*	

## General Legend for Ultra-Mattes and Lacquers Materials



Ultra-Matte reverse-engravables have a clear, non-glare matte finish over a layer of rich color for easy reading. Reverse-engravable are highly recommended for hospitals and hotels due to their cleanliness. A popular choice for high traffic environments.

The Slickers are a reverse-engravable product designed for both indoor and outdoor use. They maintain a sleek, glossy appearance with the ability to back light, paint fill with multiple colours, and add three dimensional effects for a truly exciting look.

COLOUR	ULTRA-MATTES MATTE - REVERSE		SLICKERS GLOSS - REVERSE	
	2 PLY		2 PLY	
CORE	1/16	1/8	1/16	1/8
White <input type="checkbox"/>	322-101		422-100	
White <input type="checkbox"/>	322-201	342-201	422-200	442-200
Ivory <input type="checkbox"/>	322-231		422-230	
Sea Grey <input type="checkbox"/>	322-311		422-310*	
Vintage Silver <input type="checkbox"/>	322-371			
China Blue <input type="checkbox"/>	322-381		422-380	
Black <input type="checkbox"/>	322-401	342-401	422-400	442-400
Blue <input type="checkbox"/>	322-511	342-511	422-510	442-510
Blueberry <input type="checkbox"/>	322-541		422-540	
Sapphire <input type="checkbox"/>	322-561		422-560	
Ocean Blue <input type="checkbox"/>	322-591			
Red <input type="checkbox"/>	322-601	342-601	422-600	
Ruby <input type="checkbox"/>	322-631		422-630	
Dusty Rose <input type="checkbox"/>	322-661			
Orange <input type="checkbox"/>	322-651		422-650*	
Yellow <input type="checkbox"/>	322-701		422-700	
Vintage Gold <input type="checkbox"/>	322-731			
Taupe <input type="checkbox"/>	322-801			
Parchment <input type="checkbox"/>	322-811		422-810	
Beige <input type="checkbox"/>	322-831		422-830 *	
Dark Brown <input type="checkbox"/>	322-841		422-840	
Black Forest Green <input type="checkbox"/>	322-901		422-920	
Bright Green <input type="checkbox"/>	322-911		422-900	
Teal <input type="checkbox"/>	322-921		422-910	
Celadon Green <input type="checkbox"/>	322-931		422-930	
Hunter Green <input type="checkbox"/>	322-991		422-990 *	

<b>Finish:</b>	Matte (Ultra-Mattes) Glossy (Slickers)	<b>Cutter Depth:</b>	.012"
<b>Sheet</b>	24" x 48-3/4"	<b>Fabrication:</b>	Saws & Drills Heat Bendable
<b>Sizes:</b>	24" x 24" 12" x 24"	<b>Features:</b>	Bonds, Bevels Hot Stamps Screen Prints UV Stable Back-filling (Slickers) Back-lighting (Slickers)
<b>Cutter:</b>	Rotating Carbide		
<b>Usage:</b>	Interior & Exterior Signage Personal Identification		

- Thicknesses/colours not listed are available by special order and not returnable.
- Colours are for illustration purposes only. Actual colours and dye lots may vary.
- Custom cut plates and disks are available.
- An excellent companion to this material is our Acryfil Paint (see TAP-2) or Engravers Enamel, both available in a wide variety of colours.

\* Call for availability.



**General Legend for Ultra-Mattes and Slickers Materials**



# Earthtones



**Rowmark**  
Great people. Great plastic.

Earthtones can also be made into your customized cap/core colour from the colours shown below.

COLOUR		2 PLY
SURFACE	CORE	1/16
Ash	Cinder 	322ET-204
Ash	Garnet 	322ET-206
Sandalwood	Canyon 	322ET-218
Sandalwood	Balsam 	322ET-219
Cement	Garnet 	322ET-236
Cement	Canyon 	322ET-238
Cinder	Clay 	322ET-413
Driftwood	Alpine 	322ET-595
Garnet	Ash 	322ET-602
Canyon	Ash 	322ET-802
Canyon	Cement 	322ET-823
Balsam	Ash 	322ET-902

**Finish:** Matte (Non-Glare)

**Cutter Depth:** .012"

**Sheet** 24" x 48"; 24" x 24"

**Fabrication:** Scores, Saws & Drills

**Sizes:** 12" x 24"

Shears, Bevels

**Cutter:** Rotating Carbide


Heat bendable

**Usage:** Interior Signage  
Personal Identification  
ADA Compliant

Screen prints

Hot stamps, Bonds

• Colours are for illustration purposes only. Actual colours and dye lots may vary.



## General Legend for Earthtones Materials



LASERABLE



OUTDOOR WEATHERABLE



ROTARY ENGRAVABLE



INDOOR USE



FRONT ENGRAVABLE



REVERSE ENGRAVABLE

Standard and NoMark® Metals are a great choice when you want a rich, lustrous metal appearance without the fuss and bother that comes with metals. NoMark® metals micro-surfaced products come with a mark-resistant finish. Designed for indoor use and is perfect for both signage applications and personal identification.

COLOUR		NoMARK® - 2 PLY		
SURFACE	CORE	1/16	3/32	1/8
Brushed Silver	Black ■	522NM-334	532NM-334	542NM-334
Smooth Silver	Black ■	522NM-344	532NM-344	542NM-344
Brushed Aluminum	Black ■	522NM-354	532NM-354	542NM-354
Smooth Gold	Black ■	522NM-714	532NM-714	542NM-714
Smooth Gold	Red ■	522NM-716*		
Brushed Gold	Black ■	522NM-734	532NM-734	542NM-734
European Gold	Black ■	522NM-754	532NM-754	542NM-754
Brushed Bronze	White □	522NM-872		
Brushed Bronze	Black ■	522NM-874		
Brushed Bronze	Antique Ivory □	522NM-878		
Deep Bronze	Black ■	522NM-884		
Brushed Copper	Black ■	522NM-894		



<b>Finish:</b>	Glossy Brushed	<b>Cutter Depth:</b>	.003"
<b>Sheet</b>	24" x 49"	<b>Fabrication:</b>	Shears, Scores Drills, Saws Heat Bendable
<b>Sizes:</b>	24" x 24" 12" x 24"	<b>Features:</b>	Bonds, Bevels Hot Stamps Screen Prints Permits Fine Detail Engraving
<b>Cutter:</b>	Rotating Carbide		
<b>Usage:</b>	Interior Signage I.D. Tags		

- Colours are for illustration purposes only. Actual colours and dye lots may vary.
- Custom cut plates and disks are available.
- 1/8" Metals are available by special order.

COLOUR		METALS - 2 PLY	
SURFACE	CORE	1/32	1/16
Brushed Silver	Black ■	512-334	522-334
Smooth Silver	Black ■	512-344	522-344
Brushed Aluminum	Black ■	512-354	522-354
Smooth Gold	Black ■	512-714	522-714
Brushed Gold	Black ■	512-734	522-734
Brushed Bronze	White □		522-872
Brushed Bronze	Black ■		522-874
Brushed Bronze	Antique Ivory □		522-878
Deep Bronze	Black ■		522-884
Brushed Copper	Black ■		522-894

**General Legend for Metals Materials**



ROTARY ENGRAVABLE



INDOOR USE









FRONT ENGRAVABLE



# Outdoor Metals

Finally, an outdoor gold and silver laminate! The vintage gold and vintage silver offer the best quality of metals in a classic UV stable outdoor durable product.

COLOUR		2 PLY	
SURFACE	CORE	1/16	1/8
Vintage Silver	Blue 	522-365	
Vintage Silver	Red 	522-366	
Vintage Silver	Black 	522-384	542-384
Vintage Gold	Blue 	522-765	
Vintage Gold	Red 	522-766	
Vintage Gold	Black 	522-774	542-774

<b>Finish:</b>	Brushed	<b>Cutter Depth:</b>	.012
<b>Sheet</b>	24" x 48-3/4"	<b>Fabrication:</b>	Saws, Drills Heat Bendable
<b>Sizes:</b>	24" x 24" 12" x 24"	<b>Features:</b>	Bonds, Bevels Hot Stamps Screen Prints UV Stable
<b>Cutter:</b>	Rotating Carbide		
<b>Usage:</b>	Interior & Exterior I.D. Tags		

- Colours are for illustration purposes only. Actual colours and dye lots may vary.
- Custom cut plates and disks are available.

### General Legend for Outdoor Metals Materials



# Granites Deluxe™



GRANITES  
Deluxe™

Granite Deluxe™ features the classic appearance of true granite. Designed as the perfect compliment for interior and exterior signage. Granites Deluxe™ is offered in 15 eye-catching colour combinations with a matte or polished finish.

COLOUR		MATTE	GLOSS
SURFACE	CORE	2 PLY - 1/8	
Charcoal	Clear	742-310M	742-310P
Charcoal	White Gold	742-312M	742-312P
Charcoal	Gold	742-317M	742-317P
Glacier Blue	Clear	742-510M	742-510P
Glacier Blue	White	742-512M	742-512P
Glacier Blue	Black	742-514M	742-514P
Glacier Blue	Gold	742-517M	742-517P
Sandstone	Clear	742-810M	742-810P
Sandstone	White	742-812M	742-812P
Sandstone	Gold	742-817M	742-817P
Sandstone	Dark Brown	742-818M	742-818P
Jade	Clear	742-910M	742-910P
Jade	White	742-912M	742-912P
Jade	Black	742-914M	742-914P
Jade	Gold	742-917M	742-917P

<b>Finish:</b>	Matte (non-glare) Gloss	<b>Cutter Depth:</b>	.038"
<b>Sheet</b>	23-1/2" x 49"	<b>Fabrication:</b>	Saws & Drills Vector Cuts, Bevels Bonds
<b>Sizes:</b>	24" x 24" 12" x 24"	<b>Features:</b>	Hot Stamps Screen Prints UV stable
<b>Cutter:</b>	Rotating Carbide Laser (Profiles only)	<b>Usage:</b>	Interior & Exterior Signage
			Back-filling (Paint) Back-lighting







- Colours are for illustration purposes only. Actual colours and dye lots may vary.
- Custom cut plates and disks are available.



## General Legend for Granites Deluxe™



A variety of woodgrains will bring the character of nature to any interior signage. Contains a realistic grain finish. With a micro-surfaced ABS that allows laser engraving.

COLOUR		2 PLY	3 PLY
SURFACE	CORE	1/16	1/8
Black Walnut	White 	722-002 *	
Light Oak	Antique Ivory 	722-028	
Teakwood	White 	722-042	
Light Walnut	White 	722-072	743-072
Colonial Walnut	White 	722-102	743-102
Dark Walnut	White 	722-112	743-112

<b>Finish:</b>	Woodgrain	<b>Cutter Depth:</b>	.003"
<b>Sheet:</b>	24" x 49"	<b>Fabrication:</b>	Saws, Scores
<b>Sizes:</b>	24" x 24" 12" x 24"		Shears, Drills
<b>Cutter:</b>	Rotating Carbide		Bevels
<b>Usage:</b>	Interior Signage I.D. Tags	<b>Features:</b>	Heat Bendable
			Bonds, Hot Stamps
			Screen Prints
			Fine Detail Engraving

- Colours are for illustration purposes only. Actual colours and dye lots may vary.
- Custom cut plates and disks are available.

\* Gloss Finish



### General Legend for Woods Materials



ROTARY ENGRAVABLE











INDOOR USE



FRONT ENGRAVABLE

The Heavy Weights are a high density polyethylene. They are perfect for exterior signage and will be ideal for marina and other outdoor applications.

COLOUR		3 PLY	
SURFACE	CORE	1/4"	1/2"
White	Black 	853HW-204	873HW-204
White	Blue 	853HW-205	873HW-205
Red	White 	853HW-602	873HW-602
Blue	White 	853HW-512	873HW-512
Black	White 	853HW-402	873HW-402
Brown	White 		873HW-802
Tan	Green 	853HW-797	873HW-797
Green	White 		873HW-902

**Finish:** Textured  
**Sheet Size:** 24" x 48"  
**Cutter:** Router, Rotating Carbide  
**Usage:** Interior & Exterior Signage  
 Personal Identification

**Cutter Depth:** .030" = 1/4"  
 .060" = 1/2"  
**Fabrication:** Typical woodworking tools, Saw, Drill  
 Carbide tips  
 Router bits, UV stable

### General Legend for Heavy Weights® Materials

-  ROTARY ENGRAVABLE
-  INDOOR USE
-  FRONT ENGRAVABLE
-  OUTDOOR WEATHERABLE

